

# SLAM SHOWCASE

## 3RD-5TH GRADE



## SLAM SHOWCASE

The SLAM Showcase program is designed to promote a love of reading among our students. It encourages students to read a variety of books and respond authentically to their reading via digital and artistic expression. Students participate by reading books they select from their grade level's Florida award nominee list (Florida Literacy Association, Sunshine State Young Reader Award and Florida Teens Read). Students can then choose to respond through artistic expression and/or digital expression. Each school celebrates the student work at a site SLAM Showcase and submits outstanding entries from each Division/Category for the District event in spring of each year. The District SLAM Showcase event is a celebration of the students reading the FL Award books with an exhibition of each school's outstanding student work.



Scan Me to go to Hillsborough County's  
Slam Showcase Page

# WHAT ARE THE CATEGORIES AND GUIDELINES FOR 3RD-5TH?

## **VIDEO CREATIVE EXPRESSION STUDENT CATEGORY**

- Make a video for one of the current year's SSYRA (3-5) nominee books
- Individual and group projects are accepted. Groups are limited to a maximum of 3 students.
- Maximum length for the video is one (1) minute.
- Video must include images/video, sound, title and author, and a book citation within the video. Books covers can only be used within the video for SSYRA titles.
- Entry must be appropriate for "G" rated audiences.
- Must be submitted in MP4, MOV or WMV format.
- Entries must also follow all General Guideline Rules.

## **2D CREATIVE EXPRESSION STUDENT CATEGORY**

- Create 2D Art or 2D Creative Expression for one of the current year's SSYRA (3-5) nominee books
- Only individual projects are accepted.
- 2D media only. Accepted media is drawings, paintings, collage and digital media. 3D media cannot be accepted, including relief.
- Work must be mounted or matted on sturdy material and not exceed 11"x14" (mat included)
- Entry must be appropriate for "G" rated audiences.
- Entries must also follow all General Guideline Rules

## HOW DO I ENTER?

- Just choose a book from your grade level list, read the book, and make a project. When you have completed your project, turn it in to Mrs. Everhart in the library. All entries will also include a Readers' Statement.

## WHEN IS IT DUE?

- Projects due February 7th
- FishHawk Creek Elementary SLAM Showcase – Feb 10th
- FishHawk Creek Winners announced – Feb. 17th
- District SLAM Showcase – April 11th


## WHAT IS THE MUSIC DATABASE WE HAVE ACCESS TO FOR MUSIC THAT IS COPYRIGHT APPROVED?

You can get music for your videos that will meet the copyright requirements from: <http://www.soundzabound.com>

The login is:

Username –hcpsfl

Password –hcpsfl



## WHERE CAN I GET THE BOOKS?

All the books are available through Axis 360. See the attached page for how to login. We also have a few copies of each title in the FishHawk library.

## WHO CAN I CONTACT WITH QUESTIONS?

You can contact Mrs. Everhart at [tracey.everhart@hcps.net](mailto:tracey.everhart@hcps.net)

# WHAT IS AXIS 360?

Axis 360 works like a traditional library...but online. The school district has several copies of e-books and audiobooks available for students and staff to check out online. Just like in the standard library, if all the copies of the book are checked out, you'll have to wait for someone to return a copy. Because the selection of books is similar to a traditional library, Axis 360 offers books that aren't available on myON. Please note: To place holds, you will need an e-mail address. You may check out up to 3 books at a time, for 2 weeks.

## USING A DESKTOP COMPUTER

FIND AXIS 360: Go directly to FishHawk Creek's catalog by clicking on the Axis 360 icon on the FishHawk Creek Media Center homepage at [https://sdhillsb.ent.sirsi.net/client/en\\_US/fishhaw](https://sdhillsb.ent.sirsi.net/client/en_US/fishhaw)

LOGIN: Your Library ID is (students) 7 digit student number OR (staff)L+employee number.



Watch a video explaining how to use Axis 360 by clicking HERE or scanning the QR code. You will need to sign in using your student number and password.

















## USING AXIS 360 ON A MOBILE DEVICE

You can download the Axis 360 app. Go to your app store and search "Axis 360". Then search for our school, which is HCPS FishHawk Creek Elementary.

# SSYRA Books

## 2022-2023

### Grades 3-5



**How many will you read???**